

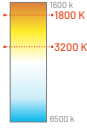
# dimmable LED LIGHT BULB SUGGESTIONS



## WARM-DIM LED / A19 STANDARD

great for use in any fixture with an opal shade.

AVAILABLE IN: 3200 K to 1800 K



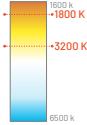
Manufacturer: TCP



## WARM-DIM LED / S19

great for use in any fixture with an opal shade.

AVAILABLE IN: 3200 K to 1800 K



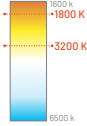
Manufacturer: TCP



## WARM-DIM LED / CANDELABRA . FLAME

great for use in any fixture with an opal shade, candelabra base for chandeliers.

AVAILABLE IN: 3200 K to 1800 K



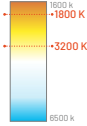
Manufacturer: TCP



## WARM-DIM LED / CANDELABRA . CONE

great for use in any fixture with an opal shade, candelabra base for chandeliers.

AVAILABLE IN: 3200 K to 1800 K



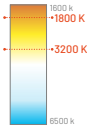
Manufacturer: TCP



## WARM-DIM LED / G25 GLOBE

great for use in any fixture with an opal shade, or where diffuse light is required.

AVAILABLE IN: 3200 K to 1800 K



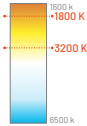
Manufacturer: TCP



## WARM-DIM LED / MR16 SPOTLIGHT

great for use in any fixture with a spotlight.

AVAILABLE IN: 3200 K to 1800 K



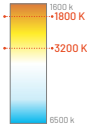
Manufacturer: SORAA



## WARM-DIM LED / A19 STANDARD

in a pinch this bulb could be used as a substitute for the recommended bulbs above, however, it is not as attractive.

AVAILABLE IN: 3200 K to 1800 K



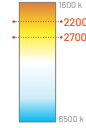
Manufacturer: PHILLIPS



## WARM-DIM LED / CANDELABRA . BA11

great for use in any fixture with a clear glass shade, small base.

AVAILABLE IN: 2700 K to 2200 K



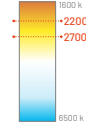
Manufacturer: PHILLIPS



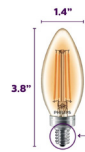
## WARM-DIM LED / CANDELABRA . FLAME

great for use in any fixture with a clear glass shade, medium base.

AVAILABLE IN: 2700 K to 2200 K



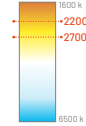
Manufacturer: PHILLIPS



## WARM-DIM LED / CANDELABRA . CONE

great for use in any fixture with a clear glass shade, small base.

AVAILABLE IN: 2700 K to 2200 K



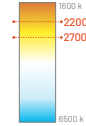
Manufacturer: PHILLIPS



## WARM-DIM LED / A19 STANDARD

great for use in any fixture with a clear glass shade.

AVAILABLE IN: 2700 K to 2200 K



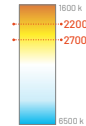
Manufacturer: PHILLIPS



## WARM-DIM LED / G25 GLOBE

great for use in any fixture with a clear glass shade.

AVAILABLE IN: 2700 K to 2200 K




Manufacturer: PHILLIPS



## LED / A19 STANDARD

great for use in utility rooms.

AVAILABLE IN: SOFT WHITE




Manufacturer: GENERAL ELECTRIC



## INCANDESCENT

for if you must have true incandescent, Satco has a solid line.

AVAILABLE IN: VARIETY



Manufacturer: SATCO